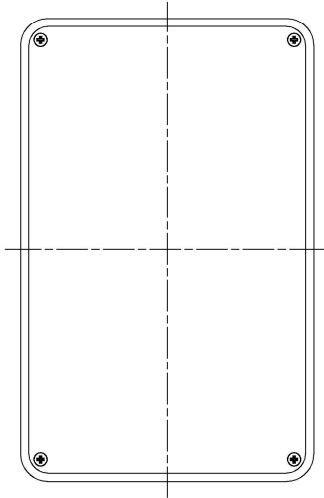
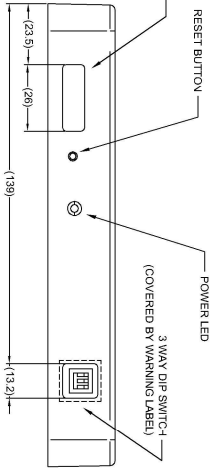
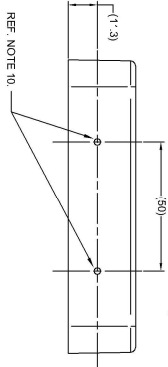
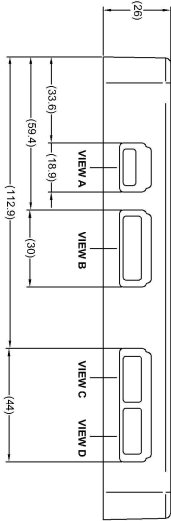
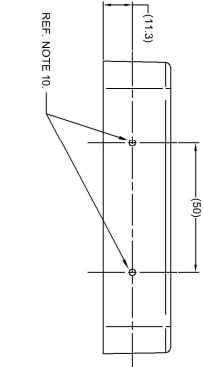
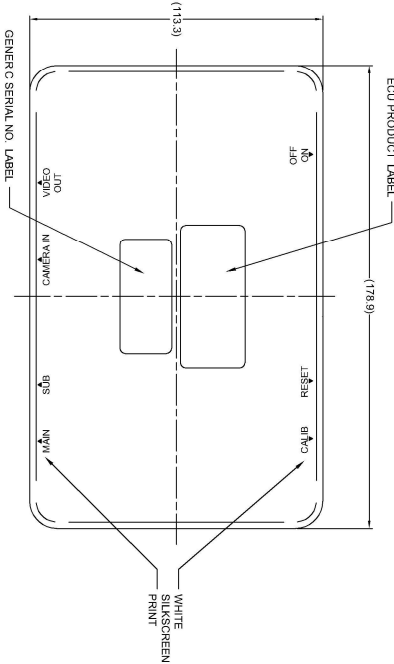
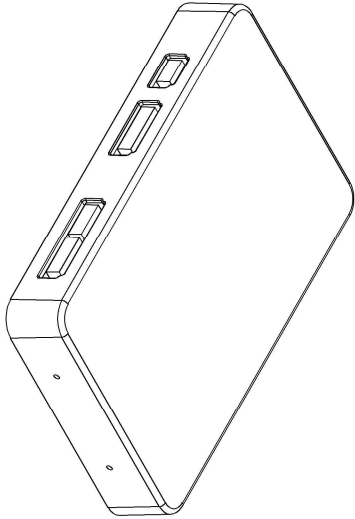



RT -				
APA -	Drawn:-	Checked:-	Approved:-	Date: -




VIEW A
5 PIN MALE
MATING FACE



VIEW B
24 PIN MALE
MATING FACE



VIEW C
12 PIN MALE
MATING FACE



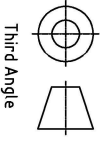
VIEW D
20 PIN MALE
MATING FACE

- NOTES:
1. TOP HOUSING FINISH: PAINTED MATTE BLACK.
 2. MATERIAL: ALUMINIUM ALLOY.
 3. FOR LABEL AND PACKAGING DETAILS REFER TO MASTER BOM.
 4. WARNING LABEL MUST STATE "REFER TO MANUAL BEFORE REMOVING RETAIN LABEL AND RE-FIT AFTER USE."
 5. FACTORY INSTALLED FIRMWARE IS LATEST VERSION OF ENGLISH LANDSCAPE 1, SEE LATEST REVISION OF DRAWING "BE-004634-XX-21".
 6. FOR FURTHER DETAILS OF VIEW A REFER TO LATEST REVISION OF DRAWING NO. BE-004048-XX-19.
 7. FOR FURTHER DETAILS OF VIEW B REFER TO LATEST REVISION OF DRAWING NO. BE-004047-XX-19.
 8. FOR FURTHER DETAILS OF VIEW C REFER TO LATEST REVISION OF DRAWING NO. BE-004045-XX-19.
 9. FOR FURTHER DETAILS OF VIEW D REFER TO LATEST REVISION OF DRAWING NO. BE-004046-XX-19.
 10. ALL MOUNTING HOLES M3 THROUGH MATERIAL.
 11. ENSURE LABEL TEXT ORIENTATION MATCHES WHITE SILKSCREEN PRINT.

PROPRIETARY NOTICE

THIS DESIGN AND TECHNICAL INFORMATION APPEARING ON THIS DRAWING IS THE PROPERTY OF BRIGADE ELECTRONICS, AND IS DISCLOSED IN CONFIDENCE. IT IS NOT TO BE COPIED, REPRODUCED, REVEALED TO OR EXPROPRIATED BY OTHERS, EITHER IN WHOLE OR IN PART WITHOUT THE EXPRESS WRITTEN CONSENT OF BRIGADE ELECTRONICS.

BRIGADE®



Third Angle

Assembly PI Approval		Approved by		Checked by		Drawn by	
A. LEE		S. LAVER		J. STEWART		S. GOVENDER	
Angle of Projection		Units		Scale		Released	
		mm		N/A		16/11/21	
Status		Released		BN360-300-ECU		-	
Part No		BE-004586-00-21					